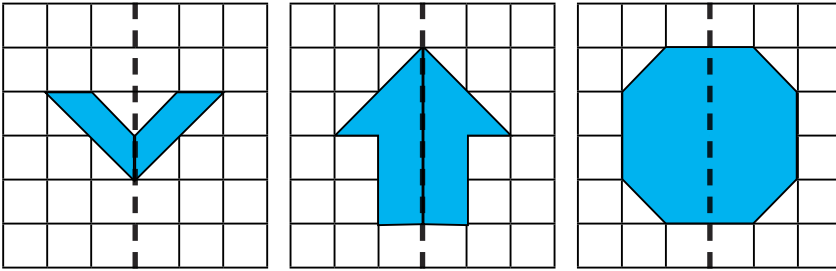
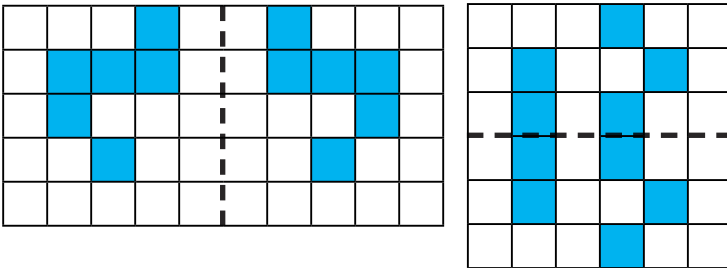




1) Complete the shapes in the mirror lines using a ruler and mirror:



2) Complete the symmetrical patterns by shading the correct squares. Remember to check your answer with a mirror.

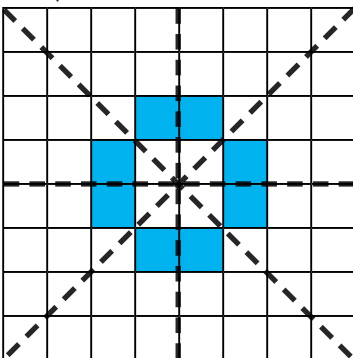


1) Carrie says, "A symmetrical pattern on a grid cannot have more than two lines of symmetry." Is she correct? **No.**



Draw your own pattern, with lines of symmetry, **on the square grid** to prove your answer.

Children should have drawn a simple pattern showing horizontal, vertical and diagonal symmetry like the example here.



2) Can you shade squares to create patterns on a grid this size with **exactly** two lines of symmetry? **Multiple answers possible.**

1) a) Look at these shaded squares:
What is the smallest number of squares you would have to shade to make a symmetrical pattern, if the line of symmetry was vertical as shown here? **3**



b) Draw a horizontal or diagonal line of symmetry on the grid and shade the fewest squares you can to make a symmetrical pattern. *Children should have drawn a horizontal or diagonal line of symmetry and completed their pattern correctly.*

Are there places on the grid where the line of symmetry can't go? How many places can it go? Explain your answer. *Accept any explanation that the line of symmetry can't go so close to the edge of the grid that there aren't enough squares on the other side of the line to complete the pattern.*