



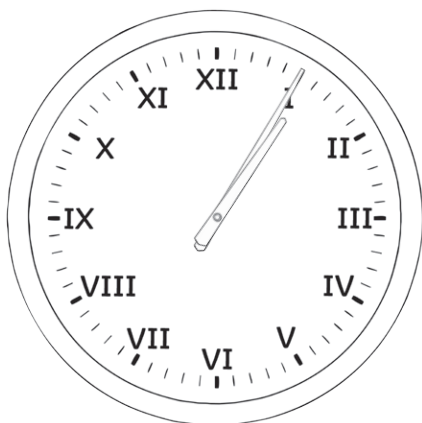
Telling the Time in Roman Numerals

I can tell the time using a clock with Roman numerals.

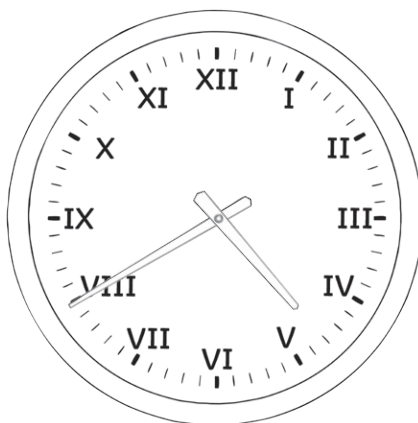


1) Write the time shown underneath each clock.


a)




b)




c)



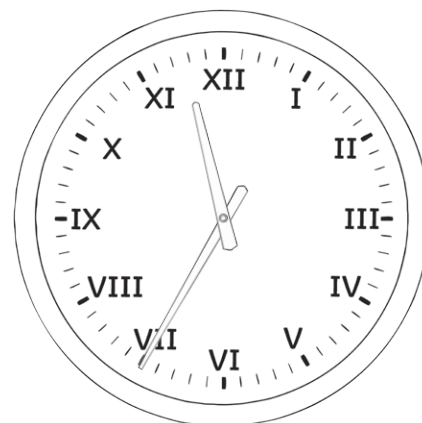
d)



e)




f)

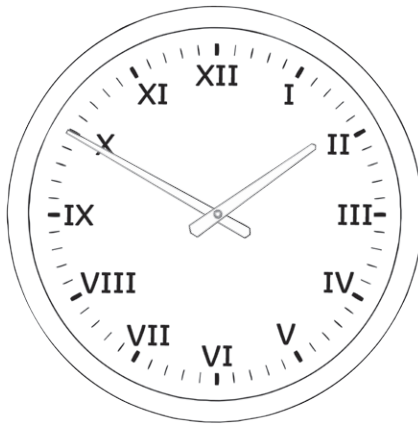





g)



h)

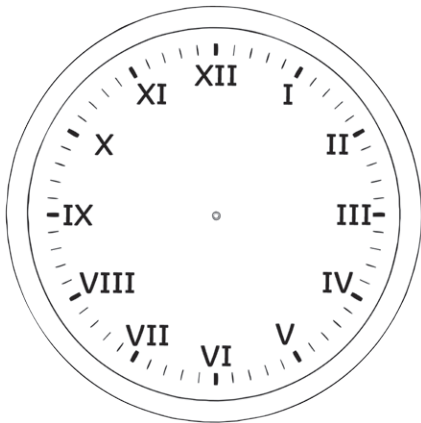


i)



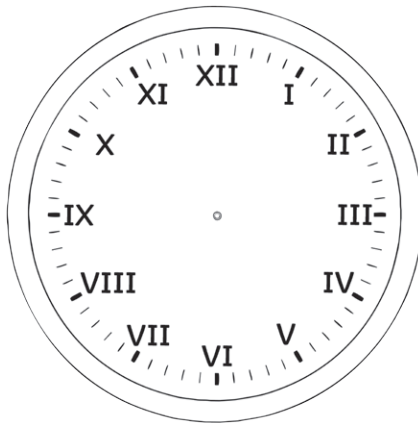
2) Use a ruler to draw hands on the clock faces to show these times:

a)



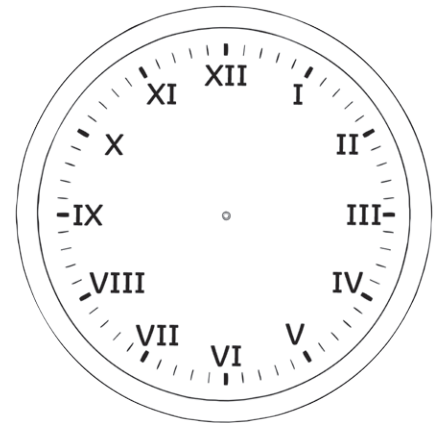
20 to 8

b)



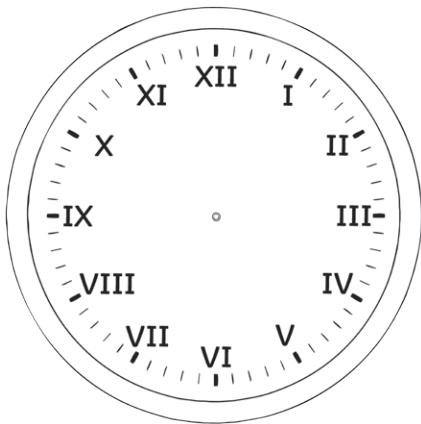
10 past 7

c)



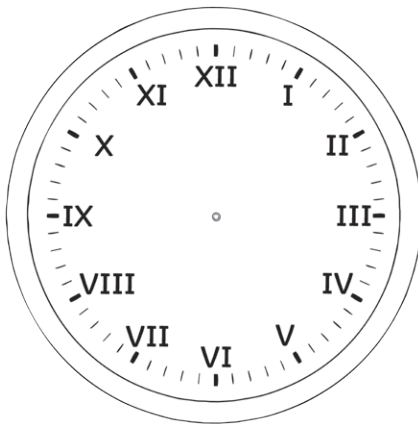
25 to 9

d)



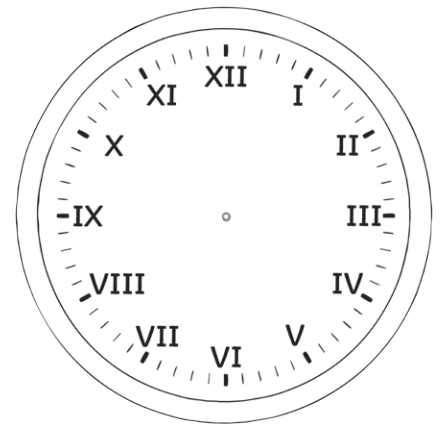
5 past 11

e)



5 to 7

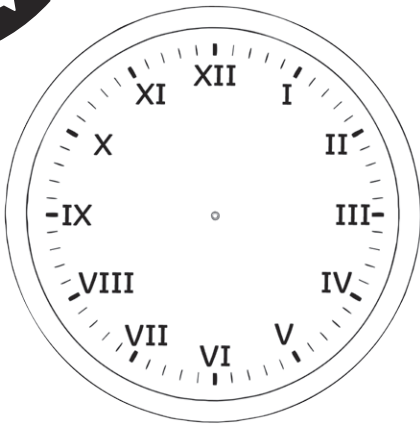
f)



10 to 3

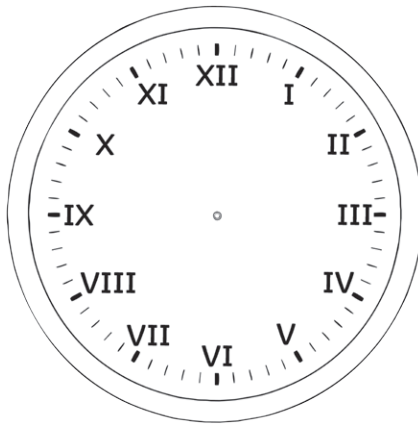


g)



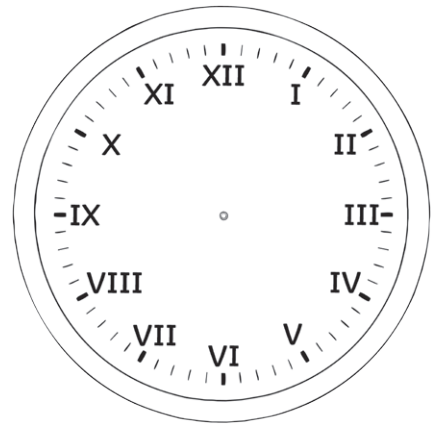
5 to 8

h)



10 past 11

i)



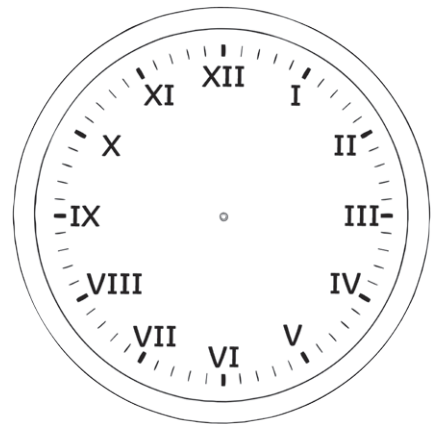
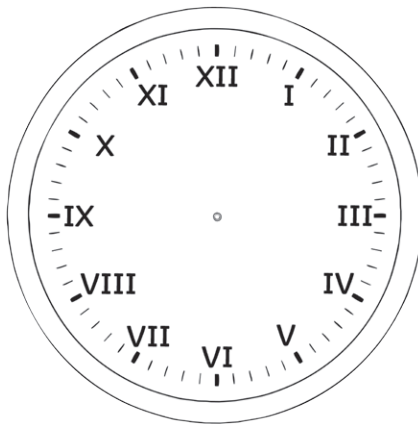
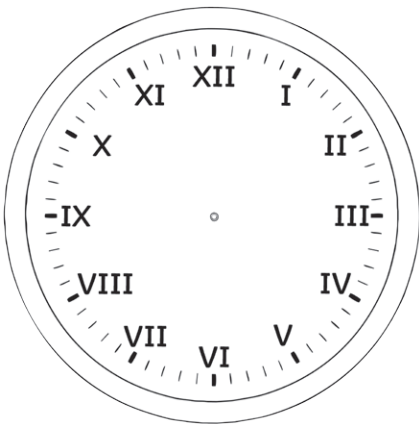
25 to 4

3) Use a ruler to draw hands on the clock faces and write the times underneath to answer the questions.

a) It is 5 past 6. We are going out in 25 minutes. What time will that be?




b) PE lasts 55 minutes. It starts at 20 past 2. What time does it end?










c) My favourite TV show ended at 5 to 7. It lasted 30 minutes. What time did it start?





Telling the Time in Roman Numerals **Answers**

Question	Answer
1. Write the time shown underneath each clock.	
a.	<i>5 past 1</i>
b.	<i>20 to 5</i>
c.	<i>20 past 6</i>
d.	<i>5 to 4</i>
e.	<i>25 past 2</i>
f.	<i>25 to 12</i>
g.	<i>10 past 9</i>
h.	<i>10 to 2</i>
i.	<i>25 past 6</i>
2. Use a ruler to draw hands on the clock faces to show these times:	
a.	 20 to 8
b.	 10 past 7
c.	 25 to 9

Question	Answer
d.	 5 past 11
e.	 5 to 7
f.	 10 to 3
g.	 5 to 8
h.	 10 past 11
i.	 25 to 4
3. Use a ruler to draw hands on the clock faces and write the times underneath to answer the questions.	
a.	 <i>half past 6</i>
b.	 <i>quarter past 3</i>
c.	 <i>25 past 6</i>