




Telling the Time in Roman Numerals

I can tell the time using a clock with Roman numerals.






1) Write the time shown underneath each clock. Use this labelled clock to help.



a)


b)

c)







d)




e)




f)




g)



h)

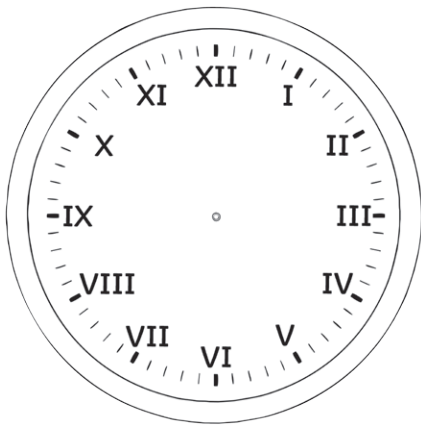


i)



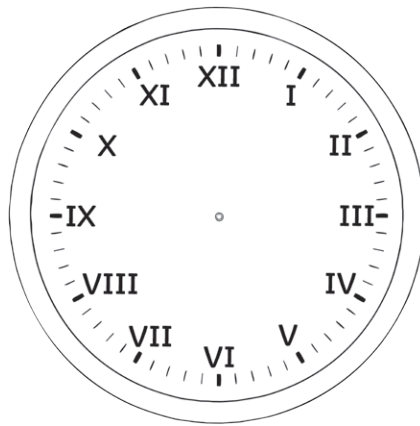
2) Use a ruler to draw hands on the clock faces to show these times:

a)



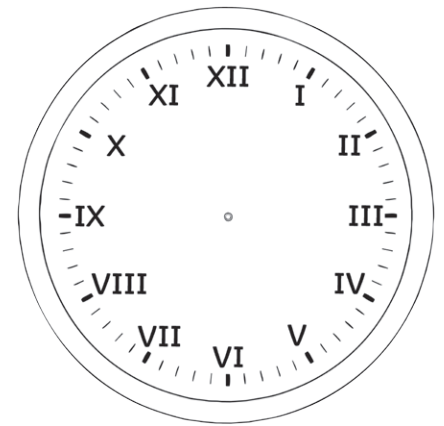
9 o'clock

b)



half past 3

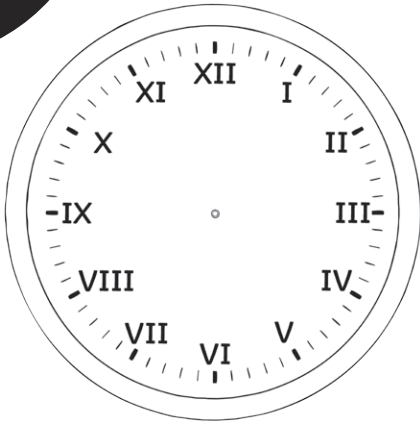
c)



quarter past 11

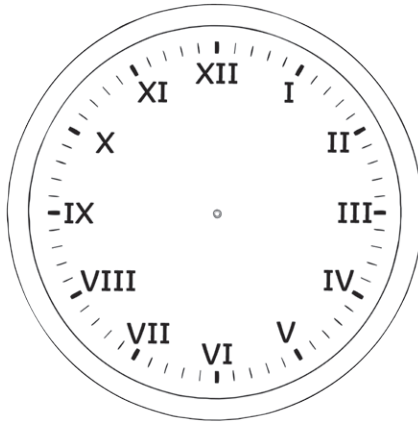


d)



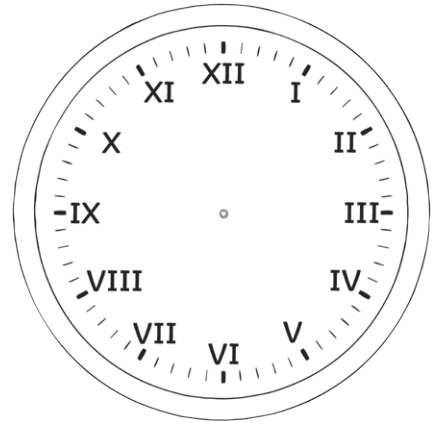
quarter to 8

e)



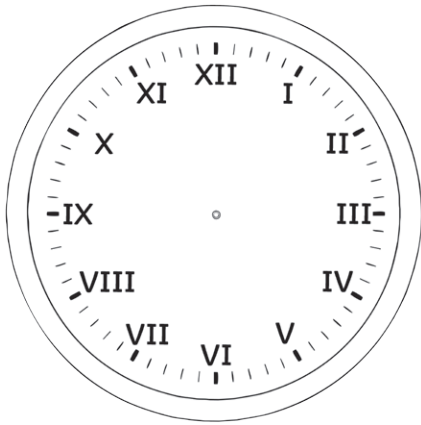
11 o'clock

f)



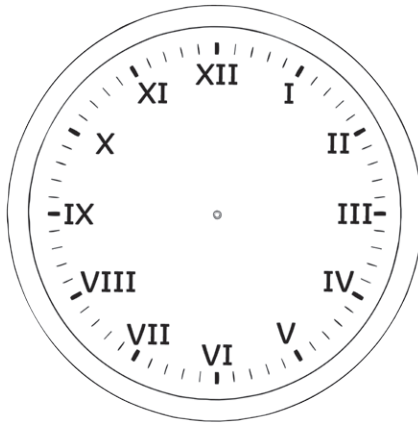
quarter past 8

g)



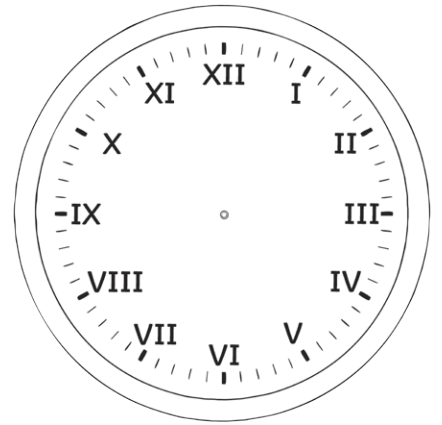
quarter to 6

h)



half past 8




i)









quarter to 12



Telling the Time in Roman Numerals **Answers**

Question	Answer
1. Write the time shown underneath each clock. Use this labelled clock to help.	
a.	<i>3 o'clock</i>
b.	<i>half past 10</i>
c.	<i>quarter past 5</i>
d.	<i>quarter to 11</i>
e.	<i>8 o'clock</i>
f.	<i>half past 9</i>
g.	<i>quarter past 7</i>
h.	<i>quarter to 5</i>
i.	<i>quarter past 1</i>
2. Use a ruler to draw hands on the clock faces to show these times:	
a.	 9 o'clock
b.	 half past 3
c.	 quarter past 11

Question	Answer
d.	 quarter to 8
e.	 11 o'clock
f.	 quarter past 8
g.	 quarter to 6
h.	 half past 8
i.	 quarter to 12