

Exploring Nature



Create your own nature artwork using resources that you have collected from the natural world.

Instructions:

- Decide what you would like the content of your picture to be. For example, an animal or a landscape.
- You may want to choose your pet or your favourite animal as the subject of your picture.
- Gather different sources that you can use to inspire your ideas, such as photographs, illustrations and sketches.
- If you are creating a natural landscape, you may want to base your design on a famous painting by Claude Oscar Monet, John Constable, Vincent Van Gogh or George Inness.
- Think about the different textures, colours and shapes that you will need to combine to create the desired effect.
- Collect suitable fallen leaves, petals, twigs or other natural materials that you could use to make your natural picture/collage.
- Can you identify the leaves using the tree identification photo sheet?
- Don't forget to give your masterpiece a name.




Tree Identification Sheet



"Leaves of Black Hawthorn Crataegus douglasii" by born1945 is licensed under [CC BY 2.0](#)

Example:



Moth and Butterfly

by

Jo

Example:



Landscape

by

Jo

Example:




Fish

by

Jo


Example:



Deer

by

Jo



_____ by _____