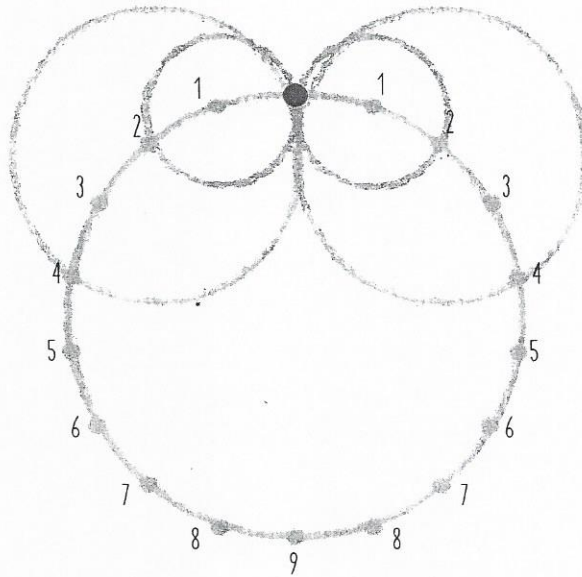
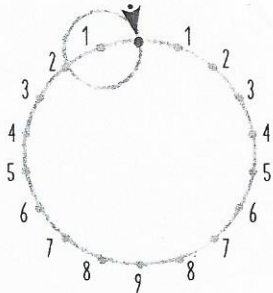


create a cardioid!

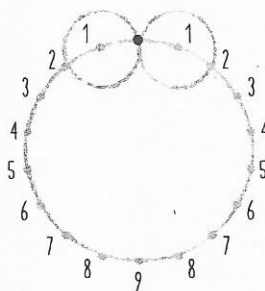
FOLLOWING THE STEPS AT THE BOTTOM OF THE PAGE, USE THE NUMBERED CIRCLE, BELOW, TO PRACTISE. THEN USE SOME PLAIN PAPER TO DRAW YOUR OWN.



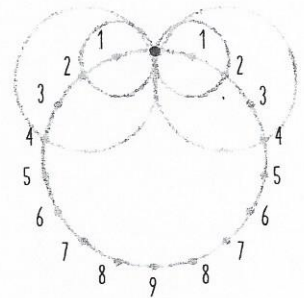
top



1 Using a compass, draw a circle with the centre at point 1. The circle should go through the TOP point.



2 Draw another circle beside it with its centre at the other point 1. Make sure it passes through the TOP.



3 Draw two larger circles centred at points 2, and keep going until point 9. Finish with a single circle - your largest!