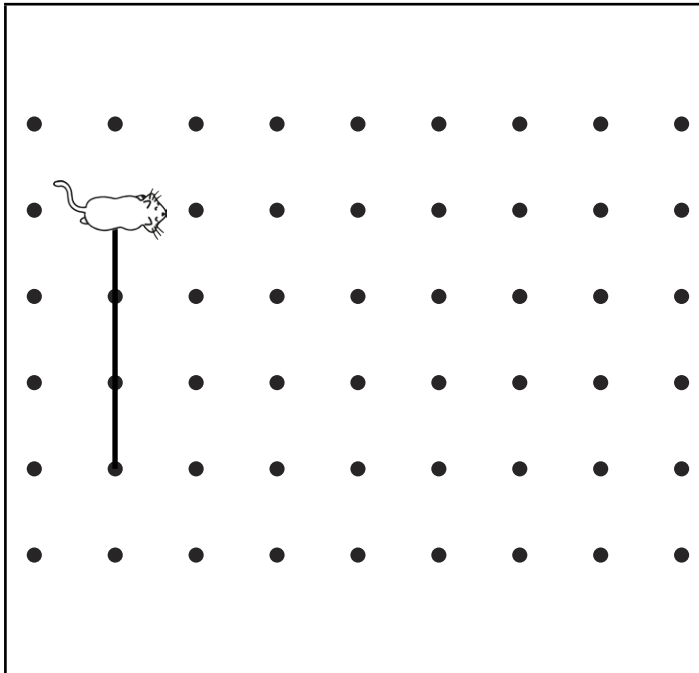


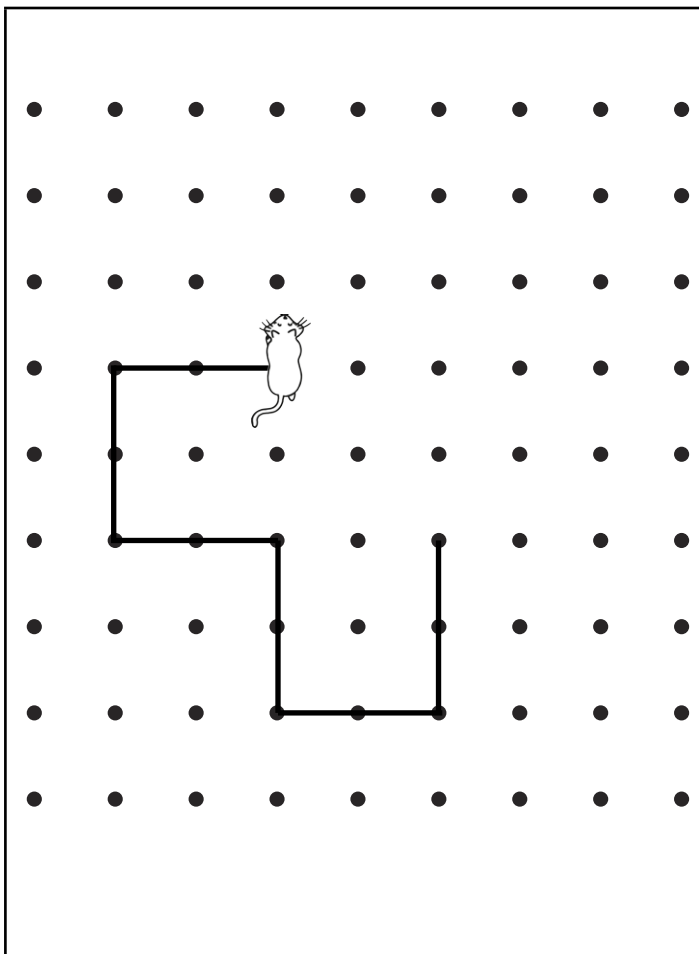


Lovely Lines

Follow the instructions to draw shapes with right-angled turns. Use a ruler to make straight lines between each point. Begin on the cats. Some of the lines have been drawn for you.



Forward 6 dots
Right turn
Forward 3 dots
Right turn
Forward 6 dots
What shape have you drawn?



Forward 2 dots
Right turn
Forward 2 dots
Right turn
Forward 2 dots
Left turn
Forward 2 dots
Right turn
Forward 2 dots
Right turn
Forward 2 dots
What shape have you drawn?



Lovely Lines

Complete the instructions to draw the letter T.

Forward 5 dots
 Right turn
 Forward 1
 Right turn
 Forward 2
 Left turn
 Forward 4
 Right turn
 Forward 1
 Right turn

Draw your own right-angled picture and write instructions to match.
Decide where you will begin and draw a star around this dot.



Lovely Lines Answers

Follow the instructions to draw shapes with right-angled turns. Use a ruler to make straight lines between each point. Begin on the cats. Some of the lines have been drawn for you.

• Forward 6 dots
 • Right turn
 • Forward 3 dots
 • Right turn
 • Forward 6 dots
 • What shape have you drawn?

• Forward 2 dots
 • Right turn
 • Forward 2 dots
 • Right turn
 • Forward 2 dots
 • Left turn
 • Forward 2 dots
 • Right turn
 • Forward 2 dots
 • Right turn
 • Forward 2 dots
 • What shape have you drawn?
cross/dodecagon



Lovely Lines

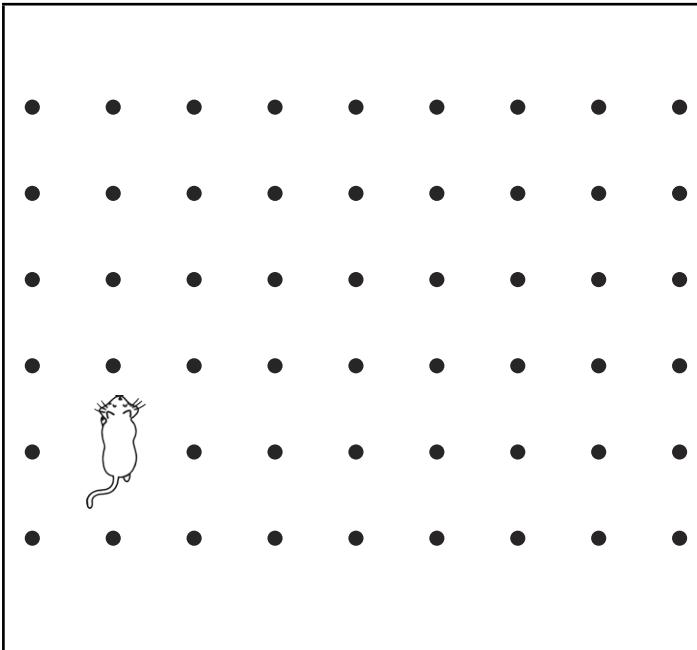
Complete the instructions to draw the letter T.

Forward 5 dots
Right turn
Forward 1
Right turn
Forward 2
Left turn
Forward 4
Right turn
Forward 1
Right turn
Forward 4 _____
Left turn _____
Forward 2 _____
Right turn _____
Forward 1 _____

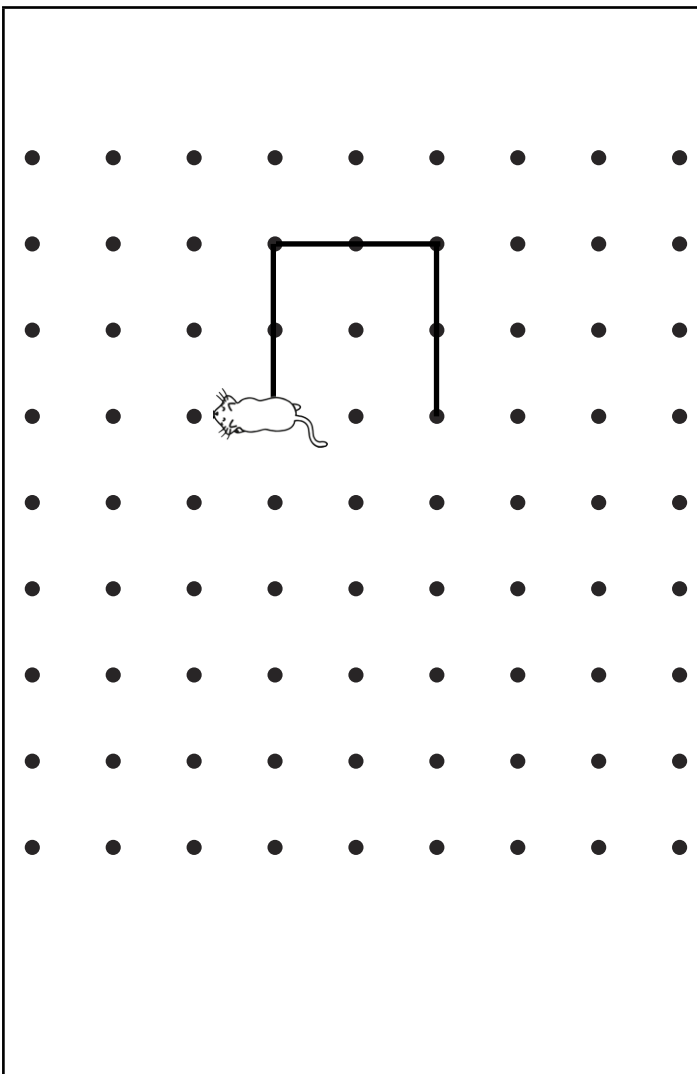


Lovely Lines

Follow the instructions to draw shapes with right-angled turns. Use a ruler to make straight lines between each point. Begin on the cats. Some of the lines have been drawn for you.



Forward 3 dots
 Right turn
 Forward 6 dots
 Right turn
 Forward 3 dots
 Right turn
 Forward 6 dots
 What shape have you drawn?
rectangle



Forward 2 dots
 Left turn
 Forward 2 dots
 Left turn
 Forward 2 dots
 Right turn
 Forward 2 dots
 Left turn
 Forward 2 dots
 Left turn
 Forward 2 dots
 Right turn
 Forward 2 dots
 Left turn
 Forward 2 dots
 Left turn
 Forward 2 dots
 What shape have you drawn?
cross/dodecagon



Lovely Lines

Complete the instructions and draw the lines to finish drawing the letter T.

	<p>Forward 5 dots Right turn Forward 1 Right turn Forward 2 Left turn</p> <hr/> <hr/> <hr/> <hr/> <hr/> <hr/> <hr/> <hr/> <hr/> <hr/>
--	---

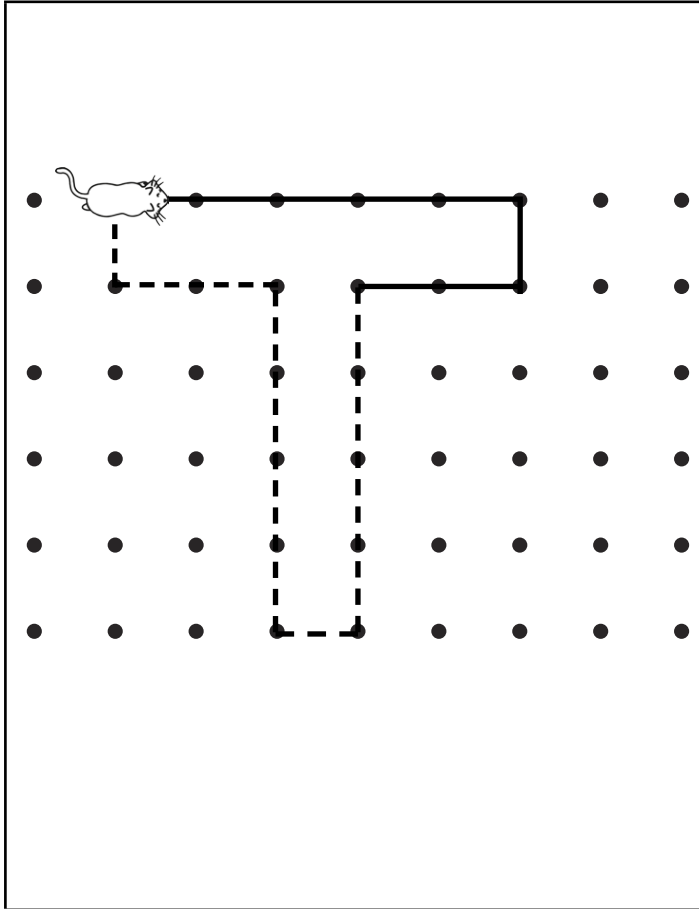
Draw your own right-angled picture and write instructions to match.
Decide where you will begin and draw a star around this dot.

	<hr/> <hr/> <hr/> <hr/> <hr/> <hr/> <hr/> <hr/> <hr/>
--	---



Lovely Lines

Complete the instructions to finish drawing the letter T.



Forward 5 dots
Right turn
Forward 1
Right turn
Forward 2
Left turn
Forward 4 _____
Right turn _____
Forward 1 _____
Right turn _____
Forward 4 _____
Left turn _____
Forward 2 _____
Right turn _____
Forward 1 _____



Lovely Lines

Follow the instructions to draw shapes with right-angled turns. Use a ruler to make straight lines between each point. Begin on the cats.

	Forward 3 dots
	Right turn
	Forward 6 dots
	Right turn
	Forward 3 dots
	Right turn
	Forward 6 dots
	What shape have you drawn?

	How many right angles does this shape have?

	Forward 2 dots
	Left turn
	Forward 2 dots
	Left turn
	Forward 2 dots
	Right turn
	Forward 2 dots
	Left turn
	Forward 2 dots
	Right turn
	Forward 2 dots
	Left turn
	Forward 2 dots
	Left turn
	Forward 2 dots
	What shape have you drawn?

	How many right angles does this shape have?



Lovely Lines

Write the instructions and draw the lines to make the letter T.

A grid of 9 columns and 6 rows of dots. The first dot in the first row is replaced by a drawing of a mouse. To the right of the grid are 12 horizontal lines for writing instructions.

Draw your own right-angled picture and write instructions to match.
Decide where you will begin and draw a star around this dot.

A grid of 9 columns and 8 rows of dots. To the right of the grid are 8 horizontal lines for writing instructions.



Lovely Lines Answers

Follow the instructions to draw shapes with right-angled turns. Use a ruler to make straight lines between each point. Begin on the cats.

	Forward 3 dots Right turn Forward 6 dots Right turn Forward 3 dots Right turn Forward 6 dots What shape have you drawn? rectangle How many right angles does this shape have? 4
--	---

	Forward 2 dots Left turn Forward 2 dots Left turn Forward 2 dots Right turn Forward 2 dots Left turn Forward 2 dots Left turn Forward 2 dots Right turn Forward 2 dots Left turn Forward 2 dots Left turn Forward 2 dots What shape have you drawn? cross/dodecagon How many right angles does this shape have? 12
--	--



Lovely Lines Answers

Write the instructions and draw the lines to make the letter T.

	Forward 5 dots _____
	Right turn _____
	Forward 1 dot _____
	Right turn _____
	Forward 2 dots _____
	Left turn _____
	Forward 4 _____
	Right turn _____
	Forward 1 _____
	Right turn _____
	Forward 4 _____
	Left turn _____
	Forward 2 _____
	Right turn _____
	Forward 1 _____